


# Simple Arabic Number Rummy Game 2<sup>nd</sup> Ed.

I made this version for those of you who don't want to use up too much ink.

## How to Make the Game:



3. Print the cards (I prefer cardstock and then laminating them). In order for this game to work, you will need to print these pages on colored paper (one different color per page) or – if you don't have any, then print it on white paper and then with crayons, markers or colored pencils, color each page a different color – to see what it is supposed to look like, look at the examples in the first edition).
4. As an option, you can also print out the backs of the cards by turning over each card page and printing the last page on the back.
5. Cut out the cards along the lines.
6. I provided an extra number cheat sheet for those not familiar with the numbers.



## How to play:

You can play the game with 2-4 players.

- Deal four cards to each player
- Put the rest of the deck face down on the table. Turn the top card over and put it next to the deck.
- The aim is to collect a set of three cards. You could pick cards that have numbers next to one another – like ١, ٢, ٣ or ٣, ٤, ٥ - or you could pick cards that all have the same number.
- The first player picks up a card from the deck or takes the card that is face up.
- The player then throws away one of the cards from his or her hand by putting it face up on the pile.
- When one player has a set of three cards, he or she lays them on the table and shouts RUMMY!



## Here's what you learn:


- How to recognize numbers
- How to match numbers
- How to put numbers in order



© Arabic Learning Materials, 2005



© Arabic Learning Materials, 2005



© Arabic Learning Materials, 2005



© Arabic Learning Materials, 2005




© Arabic Learning Materials, 2005



© Arabic Learning Materials, 2005



© Arabic Learning Materials, 2005



© Arabic Learning Materials, 2005




© Arabic Learning Materials, 2005



© Arabic Learning Materials, 2005



© Arabic Learning Materials, 2005



© Arabic Learning Materials, 2005



© Arabic Learning Materials, 2005




© Arabic Learning Materials, 2005



© Arabic Learning Materials, 2005



© Arabic Learning Materials, 2005




© Arabic Learning Materials, 2005




© Arabic Learning Materials, 2005



© Arabic Learning Materials, 2005



© Arabic Learning Materials, 2005



© Arabic Learning Materials, 2005



© Arabic Learning Materials, 2005




© Arabic Learning Materials, 2005



© Arabic Learning Materials, 2005



© Arabic Learning Materials, 2005




© Arabic Learning Materials, 2005




© Arabic Learning Materials, 2005



© Arabic Learning Materials, 2005



© Arabic Learning Materials, 2005



© Arabic Learning Materials, 2005



© Arabic Learning Materials, 2005




© Arabic Learning Materials, 2005



© Arabic Learning Materials, 2005



© Arabic Learning Materials, 2005



© Arabic Learning Materials, 2005



© Arabic Learning Materials, 2005

# Arabic Number Cheat Sheet

1	١
2	٢
3	٣
4	٤
5	٥
6	٦
7	٧
8	٨
9	٩




Arabic  
Number  
Rummy

© Arabic Learning Materials, 2005




Arabic  
Number  
Rummy

© Arabic Learning Materials, 2005




Arabic  
Number  
Rummy

© Arabic Learning Materials, 2005




Arabic  
Number  
Rummy

© Arabic Learning Materials, 2005




Arabic  
Number  
Rummy

© Arabic Learning Materials, 2005




Arabic  
Number  
Rummy

© Arabic Learning Materials, 2005




Arabic  
Number  
Rummy

© Arabic Learning Materials, 2005



Arabic  
Number  
Rummy

© Arabic Learning Materials, 2005



Arabic  
Number  
Rummy

© Arabic Learning Materials, 2005