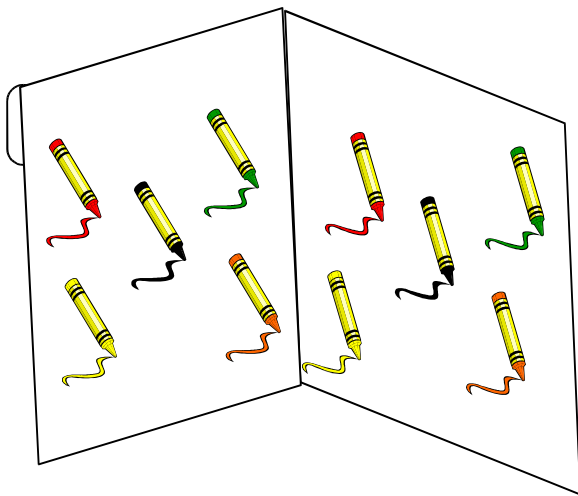


Arabic Colors Game

~ File Folder Game ~



Game Name: Color Match

Skill Learned: Classification by Color

1. Print all pages. Mount the two pages with the crayons onto an open file folder.
3. Print out the colored shapes page(s) – I prefer cardstock. I also provided you with pages to color yourself if you want to save on ink. Then laminate. I also prepared several shape pages – you can use all or chose one. Cut out the shapes.
5. Cut out the game labels and mount them on the front of the file folder.
7. Cut out the “how to play” and mount it on the outside of each folder.
9. Store the pieces in a plastic baggie.

Game Label:



Arabic Colors Game


For those who don't know the Arabic color names:

Ahmar (red), Azraq (blue), Banafsaji (purple), Bortoqaali (orange), Asfar (yellow), Akhdhar (green), Buni (brown), Abyadh (white), Wardi (pink), Aswad (black)

How to play:

Match each shape to its correct color crayon.





أَهْرَ

بِنَفْسَجِي

أَصْفَر

بِرْتَقَالِي

أَخْضَر

أَزْرَق

وَرْدِي

أَسْوَد

بُنِّي

أَبْيَض

أَهْرَ

بِنَفْسَجِي

أَصْفَر

بِرْتَقَالِي

أَخْضَر

أَزْرَق

وَرْدِي

أَسْوَد

بُنِّي

أَبْيَض

أَحْمَر

أَصْفَر

أَخْضَر

وَرْدِي

أَسْوَد

أَبْيَض

بِنَفْسَجِي

بِرْتَقَالِي

أَزْرَق

بُنِّي

أَحْمَر

أَصْفَر

أَخْضَر

وَرْدِي

أَسْوَد

أَبْيَض

بِنَفْسَجِي

بِرْتَقَالِي

أَزْرَق

بُنِّي

أَحْمَر

أَصْفَر

أَخْضَر

وَرْدِي

بِنَفْسَجِي

بِرْتَقَالِي

أَسْوَد

أَبْيَض

أَزْرَق

بُنِّي

أَحْمَر

أَصْفَر

أَخْضَر

وَرْدِي

بِنَفْسَجِي

بِرْتَقَالِي

أَسْوَد

أَبْيَض

أَزْرَق

بُنِّي

أَحْمَر

أَصْفَر

أَخْضَر

وَرْدِي

أَسْوَد

أَبْيَض

أَزْرَق

بُنِّي

بِنْفَسْجِي

بِرْتَقَالِي

أَحْمَر

أَصْفَر

أَخْضَر

وَرْدِي

أَسْوَد

أَبْيَض

أَزْرَق

بُنِّي

بِنْفَسْجِي

بِرْتَقَالِي