

# ARABIC NUMBER BOWLING GAME

## Materials Needed:

10 empty plastic bottles or milk cartons  
sand (not necessary if you don't have any)  
Tape (I used clear shipping tape)  
Print off number templates

## Purpose of Game:

Through this activity, children hone number awareness, counting and gross motor skills.

## HOW TO MAKE THEM:




14. Fill 10 same-size plastic bottles/milk cartons with sand (to weight them down). You can also use a purchased bowling ball set (if you have one).
15. After printing the number templates, tape a number to each bottle.
16. Set up the bottles/cartons in sequence to form a triangle.

## HOW TO PLAY:

20. Have your child roll a ball at the pins to knock them down.
21. For number recognition (younger children) have the child name the number of each pin he/she knocks down.
22. For writing practice, have your child write down the numbers to "keep score".
23. For learning addition, have the child keep score (write down the numbers of the pins and add them up on a list each time they knock them down).
24. For multiplication/division - have the child take each pin's number that is knocked down and multiply or divide them on a sheet of paper. For example, if they only knock down one pin (8) have them multiply  $8 \times 0$ . If they knock down pins (3 and 5) have them multiply  $3 \times 5$ . You could also have them divide 3 by 5 or vice versa.

## WITH A GROUP:

Make teams and have a bowling tournament.



All materials © Arabic Learning Materials, 2005

