


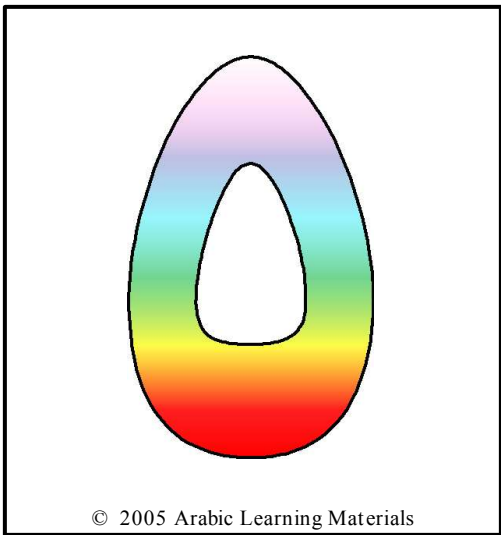



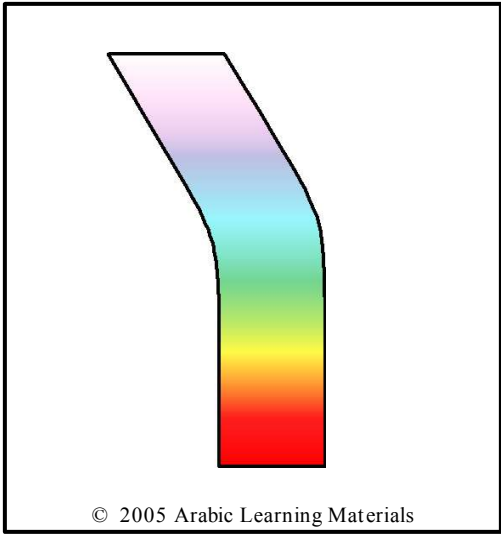
Arabic Number Flashcards

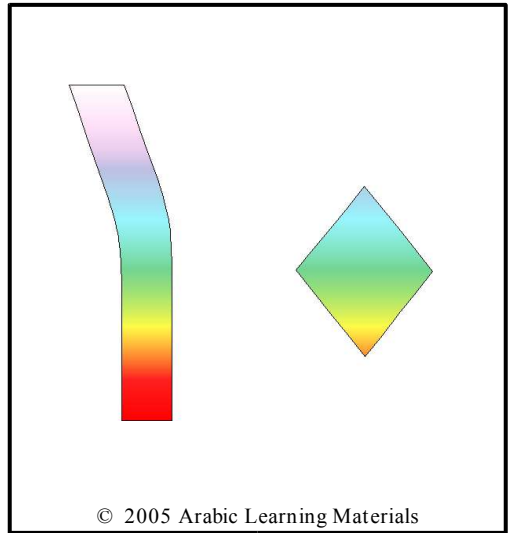



HOW TO USE THIS FILE:

- Print each page once. I preferred to print the pages on cardstock and then laminated them prior to cutting out the pieces.
- For those of you who do not have a color printer – remember that Kinko's (in the US) has facilities where you can use their computer and print off documents in color for a fee.
-
- Cut out all the pieces (along the lines) of the Arabic Number Flashcards.
- Use each card to help your child recognize the Number Alphabet.

ADDITIONAL USES:

- Give your child a card and have them place before you that many counters (beans, buttons, etc.) to show what that number represents.
- Instead of just having your child tell you the number when you show them the card, have them clap that number or times or jump the number of times the card presents.
- Play a game similar to “mother, may I” – with your child on one side of the yard (or indoors) and you on the other, have them make that many baby steps or do that many jumping jacks. Just use your imagination!





Transliteration Table

PICTURE	TRANSLITERATION	ENGLISH EQUIVALENT
	Wahid	One
	Ithnain	Two
	Thalatha	Three
	Arba'a	Four
	Khamsa	Five
	Sitta	Six
	Saba	Seven
	Thamaniyah	Eight
	Tis'a	Nine
	Asharah	Ten